

## Instructions to install mobile application

---

### Pre-Requisite to use this public application

**Mobiles having Android Version 4.0 and above (Ice-cream sand witch) with Kannada font support.**

**Step1. Connect Android mobile device to PC via USB cable and turn on USB storage.**

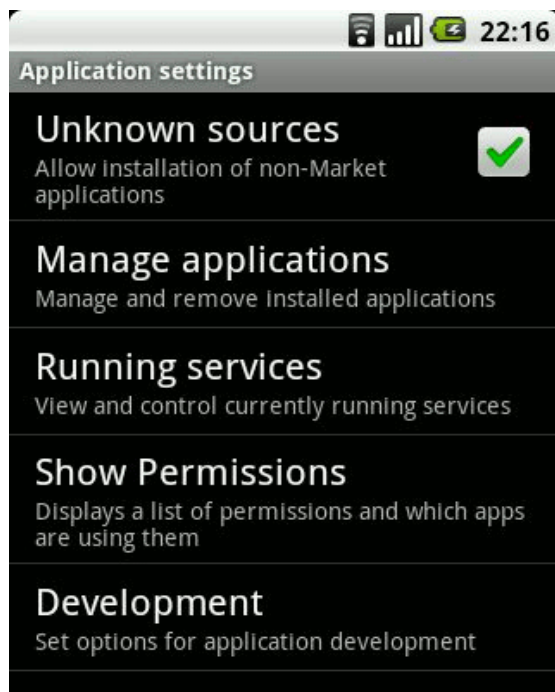
Copy "**NBA\_PUB.apk**" file from pc and paste it in your mobile device storage (SDcard/Internal memory)

Turn off USB storage and disconnect it from PC.

### Step2. Enable Unknown sources

2.1 Go to Menus

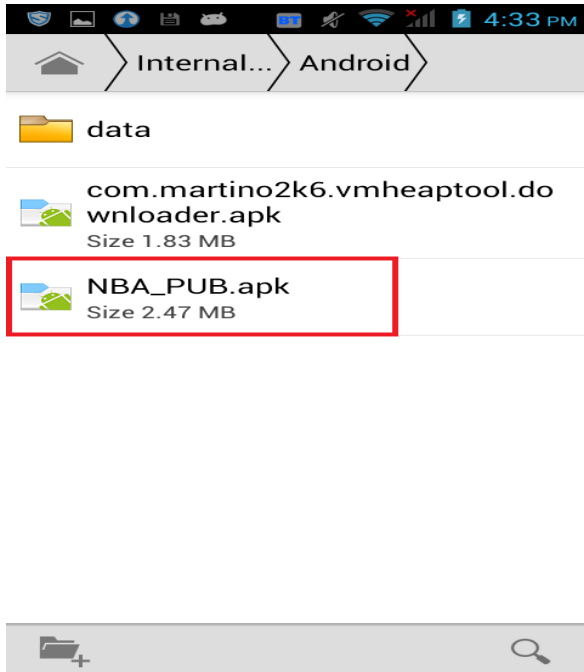
2.2 Tap on Settings icon → Select Applications → Enable Unknown sources.



## Instructions to install mobile application

---

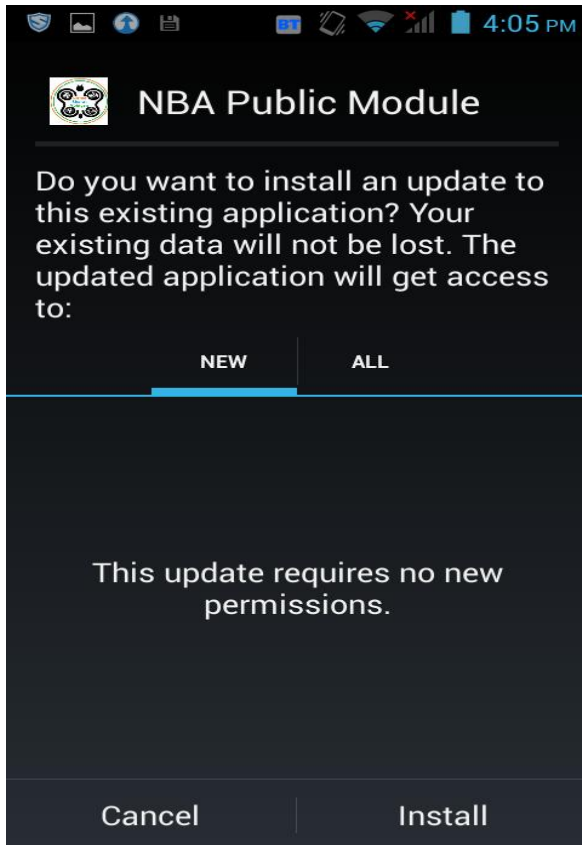
3. Open File Manager app and **tap** on the copied .apk file.



4. It will ask you whether to install this app or not. Click Yes or OK or Install.

## Instructions to install mobile application

---



### 5. Installing Application.



### 6. After Installation it will ask to launch the app. Click Open to launch app.

## Instructions to install mobile application

---

